

MedCo Registration Solutions

MedCo Management Information

1st November 2024



Operational Medco Users 1st October 2024

- 36 MROs
- 514 Operational, accredited Medical Experts
- 1,214 Authorised Users

Overview of Medco Activity for October 2024

92% of selections were for represented claims, with 8% being unrepresented via the Official Injury Claim Service

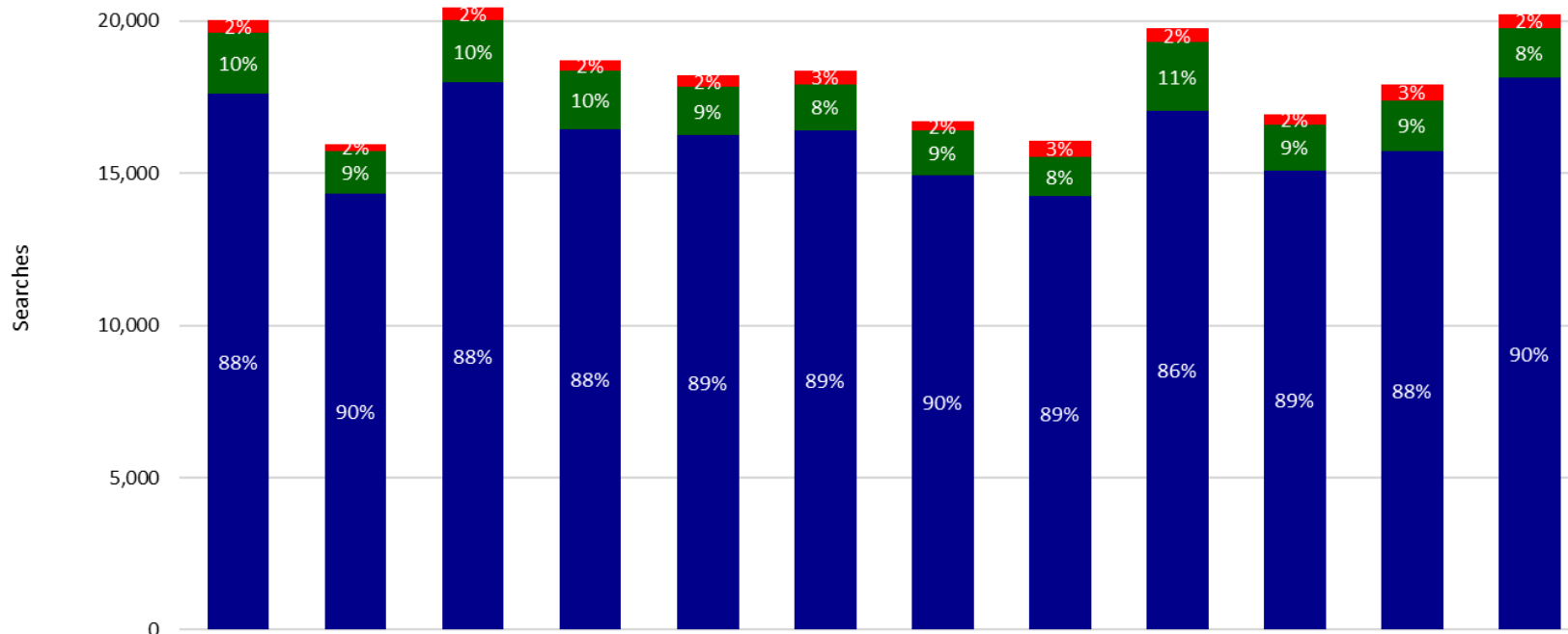
Searches and Selections-Represented Cases:

- 18,125 searches in October 2024 resulting in the selection of an MRO
- 1,652 searches resulting in the selection of a Direct Medical Expert (DME)
- 40% of DME selections were for GPs
- 55% of DME selections were for physiotherapists

Searches and Selections-Unrepresented Cases (using the Official Injury Claim Service):

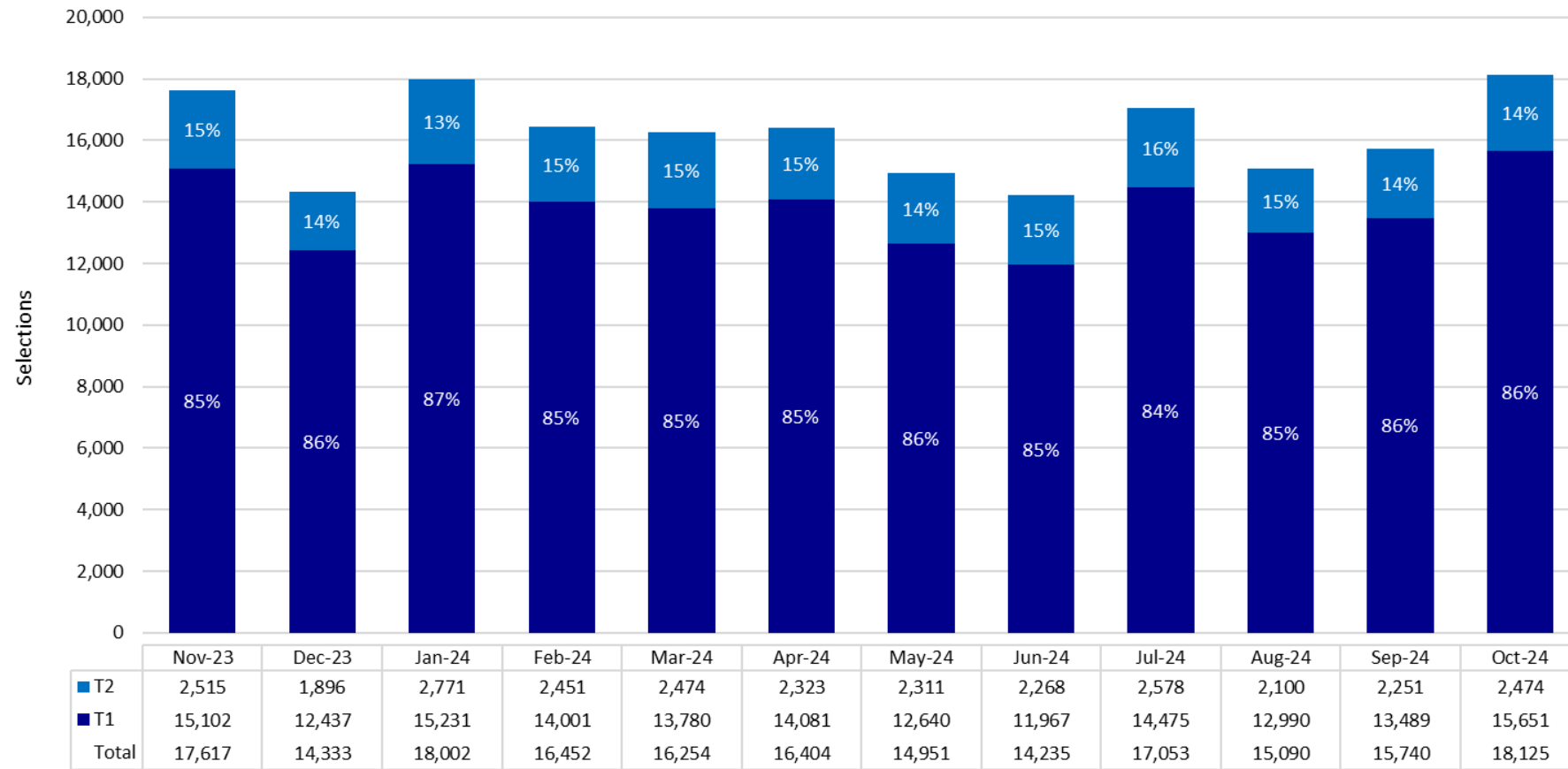
- 659 searches in October 2024 resulting in the selection of an MRO
- 1042 searches resulting in the selection of a Direct Medical Expert (DME)
- 97% of DME selections were for GPs
- 3% of DME selections were for physiotherapists

Total Represented Searches and Selections-November 2023 to October 2024

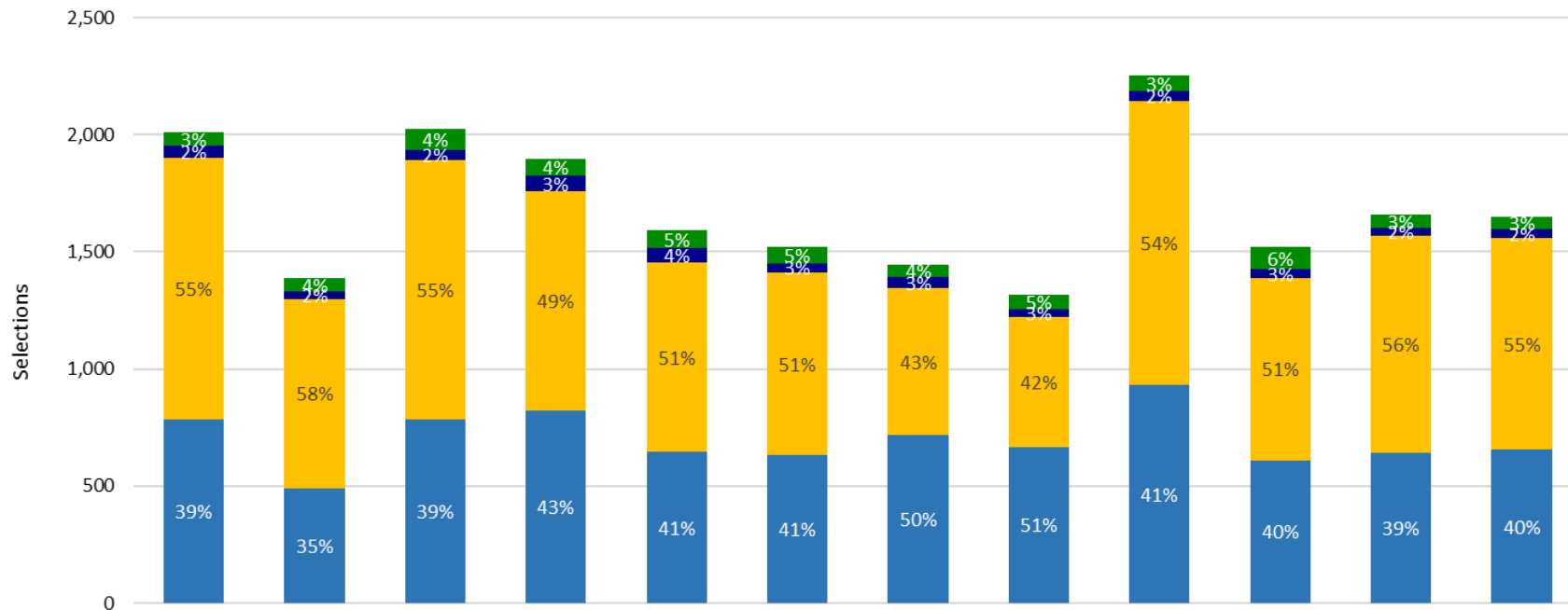


	Nov-23	Dec-23	Jan-24	Feb-24	Mar-24	Apr-24	May-24	Jun-24	Jul-24	Aug-24	Sep-24	Oct-24
No Selection	418	253	433	358	359	462	309	509	463	318	512	455
DMEs	2,007	1,384	2,023	1,899	1,591	1,521	1,444	1,318	2,252	1,520	1,659	1,652
MROs	17,617	14,333	18,002	16,452	16,254	16,404	14,951	14,235	17,053	15,090	15,740	18,125
Total Searches	20,042	15,970	20,458	18,709	18,204	18,387	16,704	16,062	19,768	16,928	17,911	20,232

Represented MRO Selections by Tier Type-November 2023 to October 2024

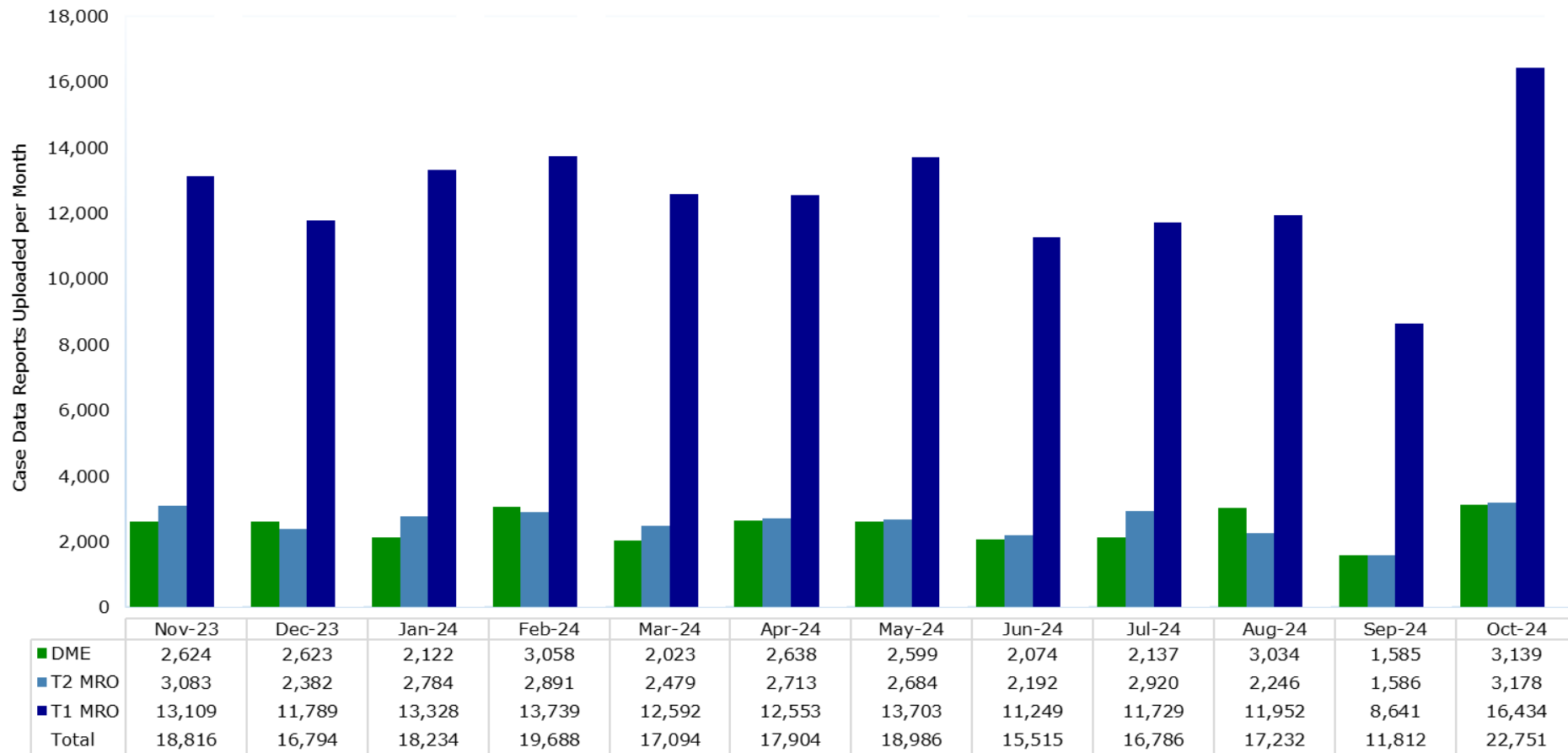


Represented Selections of Direct Medical Experts by Specialism November 2023 to October 2024



	Nov-23	Dec-23	Jan-24	Feb-24	Mar-24	Apr-24	May-24	Jun-24	Jul-24	Aug-24	Sep-24	Oct-24
■ Consultant Orth. Surgery	61	60	89	75	73	70	53	62	65	93	57	56
■ Consultant AE Medicine	50	32	40	65	65	39	47	35	43	39	31	37
■ Physiotherapist	1,116	805	1,109	937	806	781	625	553	1,213	777	929	903
■ General Practitioner	786	492	785	822	647	631	719	668	931	611	642	656
Total	2,013	1,389	2,023	1,899	1,591	1,521	1,444	1,318	2,252	1,520	1,659	1,652

Case Reports Uploaded by Month-November 2023 to October 2024

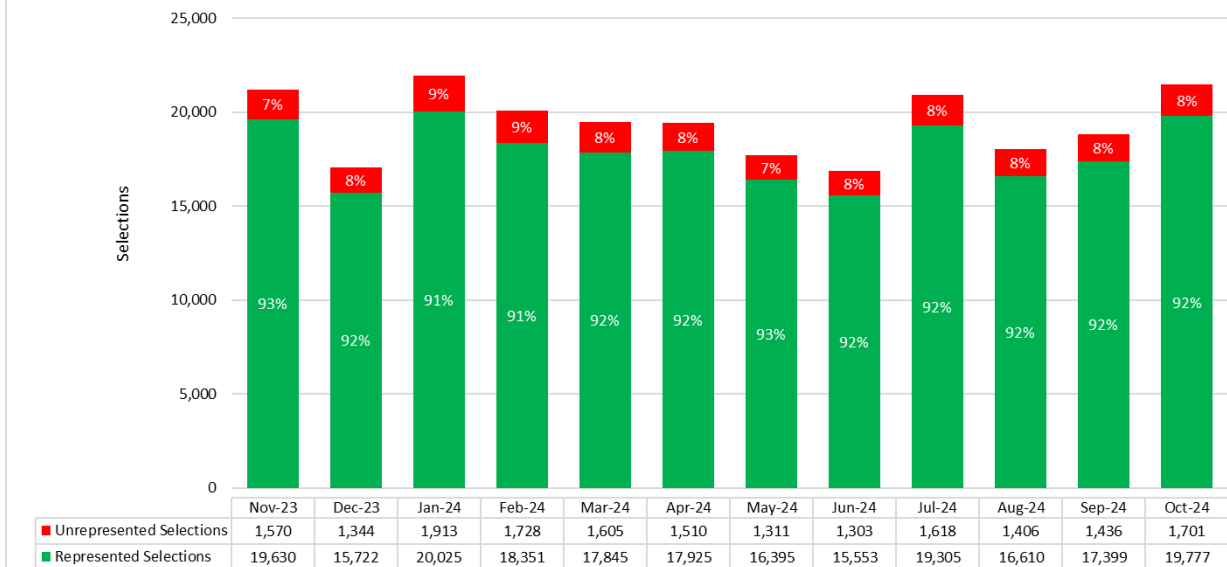


Unrepresented Selections via Official Injury Claims

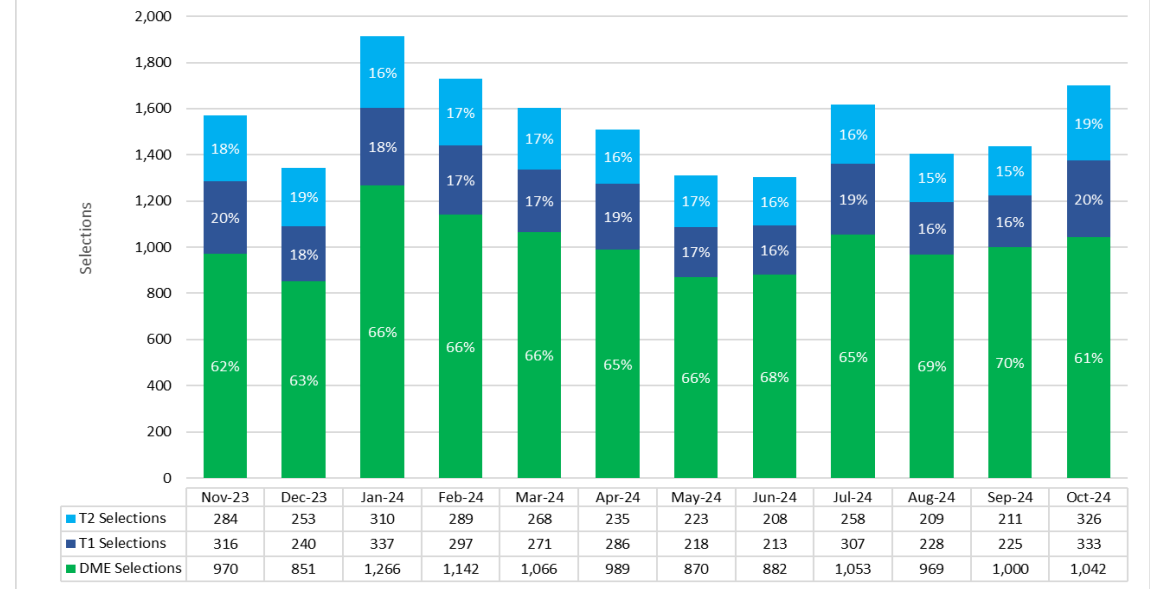
A total of **232,982 Medco searches** resulting in a selection of a medical report provider were made during the period **November 2023 to October 2024**. Of these **18,445** were made by unrepresented claimants via the OIC service.

During this period, unrepresented claimants selected a medical reporting organisation (MRO) to provide their medical report on **6,345 (34%)** occasions and directly instructed medical experts (DMEs) **12,100 (66%)** times.

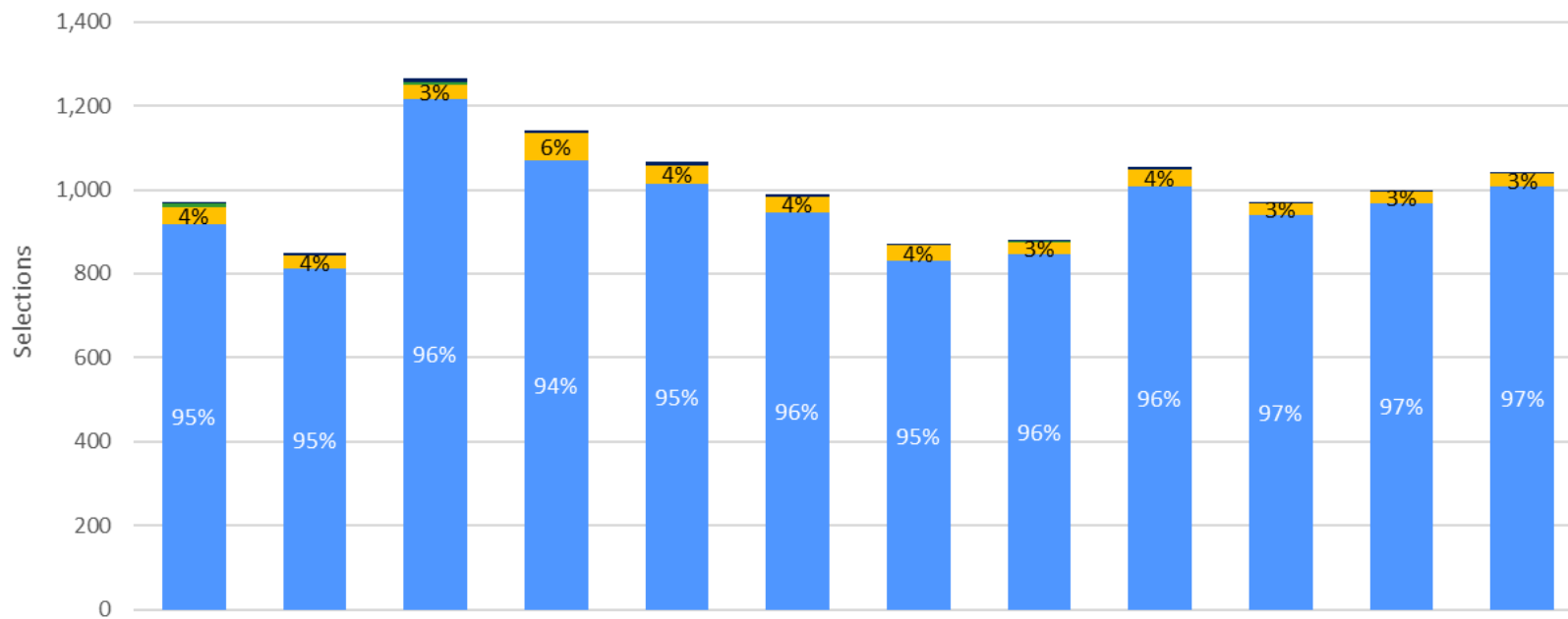
Represented and Unrepresented Selections
November 2023 to October 2024



Unrepresented Selections Made Via the OIC Service by Type
November 2023 to October 2024



Unrepresented DME Selections Made Via the OIC Service by Specialism
November 2023 to October 2024



	Nov-23	Dec-23	Jan-24	Feb-24	Mar-24	Apr-24	May-24	Jun-24	Jul-24	Aug-24	Sep-24	Oct-24
■ Cons Ortho	4	7	10	6	7	5	1	6	6	1	4	2
■ Cons AE	7	0	5	0	1	0	2	1	0	0	0	1
■ Physio	40	33	35	67	43	38	37	30	38	28	28	32
■ GP	919	811	1,216	1,069	1,015	946	830	845	1,009	940	968	1,007
Total	970	851	1,266	1,142	1,066	989	870	882	1,053	969	1,000	1,042